

Skylight Manual

The Keylite Manual Skylight is suitable for single or multiple applications in any roof with a pitch 15° – 90°. It is the perfect way of maximizing both daylight and natural ventilation.

Features

- ▶ **Ventilation** - The Keylite Manual Skylight is designed to allow natural ventilation to flow into the room in which it occupies. The amount of ventilation can be controlled by the user by simply selecting the desired resting position of the winder.
- ▶ **Ease Of Use** – Manual Skylights can be operated through the use of the opening winder supplied as standard. The Skylight will begin to open when the winder is rotated in a clockwise manner. Additional opening poles can be provided where necessary.
- ▶ **Insect Screen** – Keylite have incorporated an insect screen that is built in to every one of their Manual Skylights as standard.
- ▶ **Integrated Thermal Collar** – Unlike other Skylights, Keylites thermal collar is integrated into the frame. The thermal collar is activated simply by pulling the release tabs for a fast insulation solution.
- ▶ **Flick-Fit Brackets** – Keylite’s unique Flick-Fit brackets are pre-fitted so you can lift the window straight from the box to the roof.
- ▶ **Recessed fit as standard** – Keylite Skylights all come recessed as standard sitting lower in the roof than ever before. There are no additional cost and improved thermal performance as a result.
- ▶ **Appearance** – The Keylite Manual Skylight is provided with all the same aesthetically pleasing features of one of our standard Skylights.
- ▶ **Low Profile Hood** – Keylite’s new hood has a lower profile and features a more sculpted design, enhancing its appearance in the roof.
- ▶ **Glazing** – All Keylite Skylights are complete with a warm edge glazing unit as standard. This not only enhances the windows overall performance but also assists in reducing the occurrence of condensation. Furthermore Keylites glazing blocks approximately 80% of harmful radiant heat and approximately 95% of harmful UV rays.

Thermal Performance

		Sun Guard (SG) Glazing Unit
Centre Pane U-Value	U _g [W/m ² K]	1.1
Window U-Value	U _w [W/m ² K]	1.3



Application

- ▶ Keylite recommend installing the window so that the frame bottom is between 1.85 – 2.20m above the floor for ease of operation.
- ▶ For installation of Skylights above 2.2m Keylite recommend electrical operation and the alternative RWE product

Operation

- ▶ The Keylite Manual Skylight is operated as standard, through extending and retracting the chain using our opening pole / winder.

Glazing

- ▶ Sun Guard (SG) – Double glazed 4mm toughened outer Sun Guard pane, 18mm argon gas filled cavity, 6mm laminated inner pane.

Finish

- ▶ Interior - White
- ▶ Exterior - Grey

Guarantee

- ▶ 10 Years – Keylite’s hassle free guarantee on Skylights and flashings.
- ▶ 3 Years – Keylite’s hassle free guarantee on blinds, accessories and electrics.

Maintenance

- ▶ The glazing pane of a Keylite Skylight can be cleaned with a soft, clean cloth/ chamois or non-metal squeegee. Clean water will be sufficient for cleaning the pane.



Installation and Accessory Products

Flashings

Single Installation

- ▶ Deep Tile (DTRF)

Combination Installation

- ▶ Combi Tile (CTRF)
- ▶ Bi-Lite Tile (BLTRF)
- ▶ Quad Lite Tile (QLTRF)

Additional Installation Products

- ▶ Underfelt Collar (FC)
- ▶ Vapour Collar (VC)










Blinds

- ▶ Integral Blind (I-CP)
- ▶ Dim out Blind (SA/D)
- ▶ Black out Blind (SA/B)

Additional Options Available

- ▶ 0.6m opening pole included
- ▶ 1.5m telescopic pole extendable to 3m
- ▶ Security Lock (SL)

Size Range

									
Window Sizes (WxH)	550x700	550x980	550x1180	550x1400	780x980	780x1180	780x1400	1140x700	1140x1180
Product Code	RWM 01S	RWM 02	RWM 01C	RWM 01F	RWM 04	RWM 05	RWM 06	RWM 08S	RWM 08

*Please Note: Additional sizes may be available upon request, please contact the Keylite Technical Department for further information.

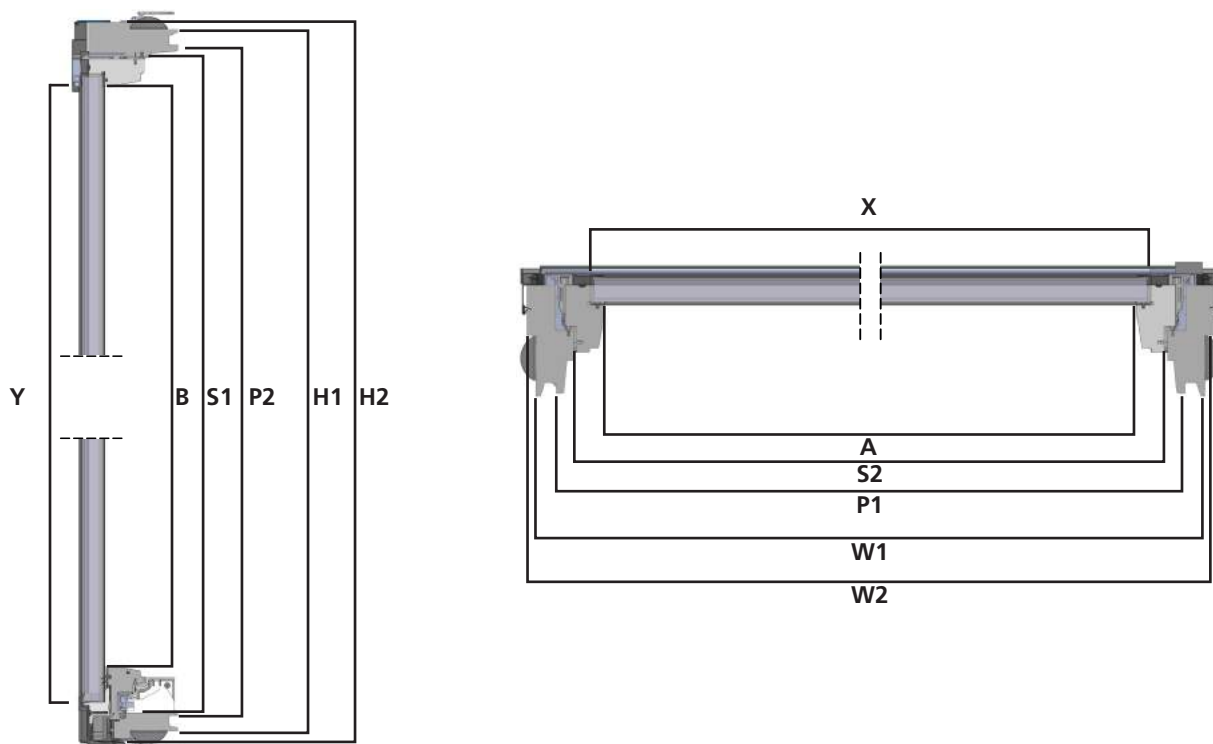
Glazing Option

Glazing Results			Sun Guard [SG]
UV	Transmittance	τ_{uv}	0.01
Light	Transmittance for standard illuminant D65	τ_v	0.50
	Reflectance for standard illuminant D65 (*) external	ρ^v	0.15
	For standard illuminant D65 (**) internal	ρ^v	0.14
	General colour rendering index	R_a	0.89
Energy	Solar direct transmittance	τ_e	0.20
	Solar direct reflectance (*) external	ρ_e	0.44
	Solar direct reflectance (**) internal	ρ_e	0.41
	Solar direct absorption (*)	a	0.36
	Secondary internal heat transfer factor (*)	q_i	0.03
	Solar heat gain coefficient (SHGC)	g	0.23
	Shading coefficient (+g_DIN/0,87)(*)	sc	0.26

Technical Information

Window Type	Window Size	External Plasterboard (mm)		External Frame Size (mm)		Sash Size (mm)		Glazing Size (mm)		Visible Glazing Size (mm)		Internal Plasterboard (mm)		Natural Daylight Area (m ²)	Opening Size Required (mm)	
		W1	H1	W2	H2	S1	S2	X	Y	A	B	P1	P2		W	H
RWM	01S	530	680	550	700	457	595	420	597	395	535	504	658	0.211	590	740
RWM	02	530	960	550	980	457	875	420	877	395	815	504	938	0.323	590	1,020
RWM	01C	530	1160	550	1180	457	1075	420	1077	395	1015	504	1138	0.401	590	1,220
RWM	01F	530	1380	550	1400	457	1291	420	1293	395	1231	504	1354	0.486	590	1,440
RWM	04	760	960	780	980	687	875	650	877	625	815	734	938	0.509	820	1,020
RWM	05	760	1160	780	1180	687	1075	650	1077	625	1015	734	1138	0.634	820	1,220
RWM	06	760	1380	780	1400	687	1291	650	1293	625	1231	734	1354	0.769	820	1,440
RWM	08S	1120	680	1140	700	1087	595	1050	597	1025	535	1134	658	0.548	1180	740
RWM	08	1120	1160	1140	1180	1087	1075	1050	1077	1025	1015	1134	1138	1.040	1180	1,220

Cross Sections



Keylite Australian Distribution

Sydney Sales Office
Unit 1, 28 Vore Street
Silverwater NSW 2128

Customer Service: (02) 9737 9555

Email: info@keyliteskylights.com.au

Queensland Sales Office
66 Parramatta Road
Slacks Creek Qld 4127

Customer Service: (07) 3208 6469