

Skylight Fixed

The Keylite Fixed Skylight can be installed in any sloping roof with a pitch of 15°-90° making it a simple and cost effective way of bringing natural light into a building.



Features

- ▶ **Additional Security** - One of the many benefits of choosing a Keylite Fixed Roof Window is that it provides extra security to the occupants of the building.
- ▶ **Integrated Thermal Collar** - Unlike other Skylights Keylite's thermal collar is integrated into the frame. The collar is activated by simply pulling the release tabs for a fast insulation solution, combating cold bridging.
- ▶ **Flick-Fit Brackets** - Keylite's unique Flick-Fit brackets are pre fitted so you can lift the window straight from the box to the roof and simply select the setting for tile or slate.
- ▶ **Recessed Fit as standard** - Keylite windows all come recessed as standard sitting lower in the roof than before. No additional cost and Improved Thermal Performance as a result.
- ▶ **Appearance** - The Keylite Fixed Skylight is provided with all the same aesthetically pleasing features of one of our standard Skylights.
- ▶ **Low Profile Hood** - Keylite's new hood has a lower profile and features a more sculptured design, enhancing its appearance in the roof.
- ▶ **Glazing** - All Keylite Skylights are complete with a warm edge glazing unit as standard. This not only enhances the windows overall performance but also assists in reducing the occurrence of condensation. Furthermore Keylites glazing blocks approximately 80% of harmful radiant heat and approximately 95% of harmful UV rays.

Application

- ▶ Keylite recommend installing the window so that the frame bottom is between 1.85 – 2.20m above the floor.

Glazing

- ▶ Sun Guard (SG) – Double glazed 4mm toughened outer Sun Guard pane, 18mm argon gas filled cavity, 6mm laminated inner pane.

Finish

- ▶ Interior - White
- ▶ Exterior - Grey

Guarantee

- ▶ 10 Years – Keylite's hassle free guarantee on Skylights and flashings.
- ▶ 3 Years – Keylite's hassle free guarantee on blinds and accessories.

Maintenance

- ▶ The glazing pane of a Keylite Skylight can be cleaned with a soft, clean cloth/ chamois or non-metal squeegee. Clean water will be sufficient for cleaning the pane.



Thermal Performance

		Sun Guard (SG) Glazing Unit
Centre Pane U-Value	Ug [W/m²K]	1.1
Window U-Value	Uw [W/m²K]	1.4

Installation and Accessory Products

Flashings

Single Installation

- ▶ Deep Tile (DTRF)

Combination Installation

- ▶ Combi Tile (CTRF)
- ▶ Bi-Lite Tile (BLTRF)
- ▶ Quad Lite Tile (QLTRF)










Additional Installation Products

- ▶ Underfelt Collar (FC)
- ▶ Vapour Collar (VC)

Blinds

- ▶ Integral Blind (RWF-I)
- ▶ Dim out Blind (SA/D)
- ▶ Black out Blind (SA/B)

Size Range

									
Window Sizes (WxH)	550x700	550x980	550x1180	550x1400	780x980	780x1180	780x1400	1140x700	1140x1180
Product Code	RWF 01S	RWF 02	RWF 01C	RWF 01F	RWF 04	RWF 05	RWF 06	RWF 08S	RWF 08

*Please Note: Additional sizes may be available upon request, please contact the Keylite Technical Department for further information.

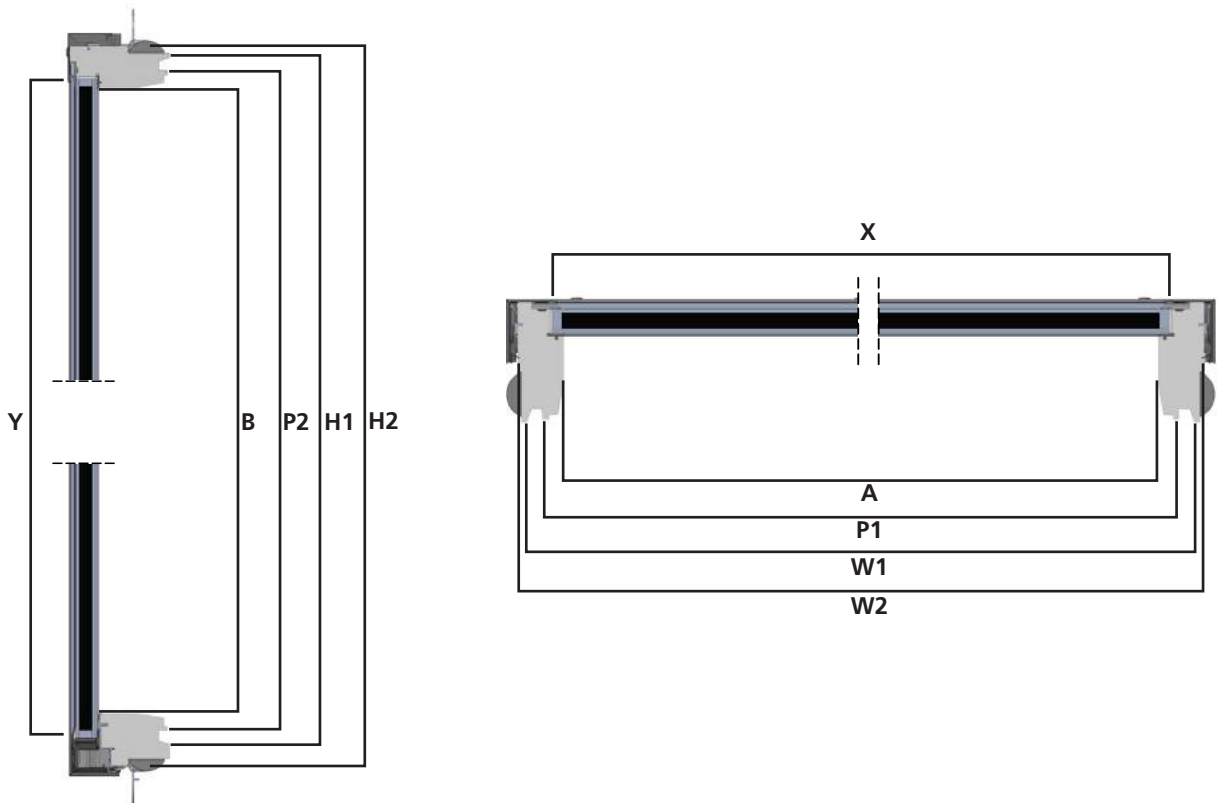
Glazing Option

Glazing Results			Sun Guard [SG]
UV	Transmittance	τ_{uv}	0.01
Light	Transmittance for standard illuminant D65	τ_v	0.50
	Reflectance for standard illuminant D65 (*) external	ρ^v	0.15
	For standard illuminant D65 (**) internal	ρ^v	0.14
	General colour rendering index	R_a	0.89
Energy	Solar direct transmittance	τ_e	0.20
	Solar direct reflectance (*) external	ρ_e	0.44
	Solar direct reflectance (**) internal	ρ_e	0.41
	Solar direct absorption (*)	a	0.36
	Secondary internal heat transfer factor (*)	q_i	0.03
	Solar heat gain coefficient (SHGC)	g	0.23
	Shading coefficient (+g_DIN/0,87)(*)	sc	0.26

Technical Information

Window Type	Window Size	External Plasterboard (mm)		External Frame Size (mm)		Glazing Size (mm)		Visible Glazing Size (mm)		Internal Plasterboard (mm)		Natural Daylight Area (m ²)	Opening Size Required (mm)	
		W1	H1	W2	H2	X	Y	A	B	P1	P2		W	H
RWF	01S	530	680	550	700	481	638	456	592	503	639	0.270	590	740
RWF	02	530	960	550	980	481	918	456	872	503	919	0.398	590	1,020
RWF	01C	530	1160	550	1180	481	1118	456	1072	503	1119	0.489	590	1,220
RWF	01F	530	1380	550	1400	481	1338	456	1292	503	1339	0.589	590	1,440
RWF	04	760	960	780	980	711	918	686	872	733	919	0.598	820	1,020
RWF	05	760	1160	780	1180	711	1118	686	1072	733	1119	0.703	820	1,220
RWF	06	760	1380	780	1400	711	1338	686	1292	733	1339	0.886	820	1,440
RWF	08S	1120	680	1140	700	1071	638	1046	592	1093	639	0.619	1180	740
RWF	08	1120	1160	1140	1180	1071	1118	1046	1072	1093	1119	1.121	1180	1,220

Cross Sections



Keylite Australian Distribution

Sydney Sales Office
Unit 1, 28 Vore Street
Silverwater NSW 2128

Queensland Sales Office
66 Parramatta Road
Slacks Creek Qld 4127

Customer Service: (02) 9737 9555

Customer Service: (07) 3208 6469

Email: info@keyliteskylights.com.au

keyliteskylights.com.au