



Roof Lanterns

2018

keylitteroofwindows.com



10
Year
Guarantee

Contents

Roof Lantern Sizes & Product Codes	04
Why Keylite?	05
Aesthetics	07
Warmth	09
Strength	11

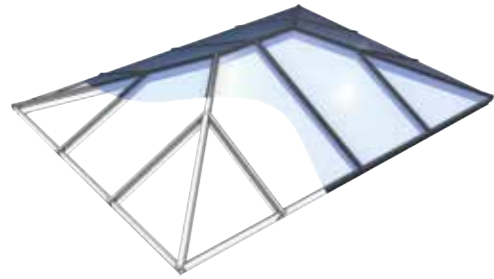


Roof Lantern Sizes & Product Codes

The Keylite Roof Lantern is supplied in 5 standard sizes.

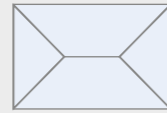
Bespoke sizes are available. Please contact the Keylite technical team for help on specification.

For technical enquiries:
 ☎ **+44 (0) 1283 200 158**
 ✉ **info@keyliteuk.com**



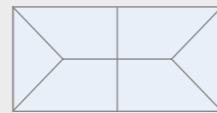
FRL 1510

1.5m x 1m
 Height approx 358mm



FRL 2010

2m x 1m
 Height approx 358mm



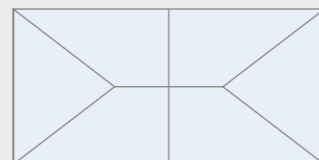
FRL 2015

2m x 1.5m
 Height approx 474mm



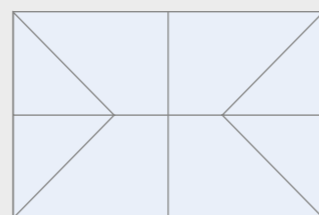
FRL 3015

3m x 1.5m
 Height approx 474mm



FRL 3020

3m x 2m
 Height approx 591mm



All sizes from external kerb

Why Keylite?

The slimline Keylite Roof Lantern provides a traditional timber look with all the advantages of a thermally broken aluminium construction.

Precision engineering, optimisation and modern manufacturing techniques have created a beautifully proportioned, thermally efficient, strong and secure lantern solution for your home.

The best looks to complement your project

- Slim
- Traditional
- Clean Lines
- Attention to Detail
- The Finishing Touch

The most efficient in class

- Complete Roof U-values from 1.2W/m²K
- 100% Thermally Broken
- High Performance Glazing

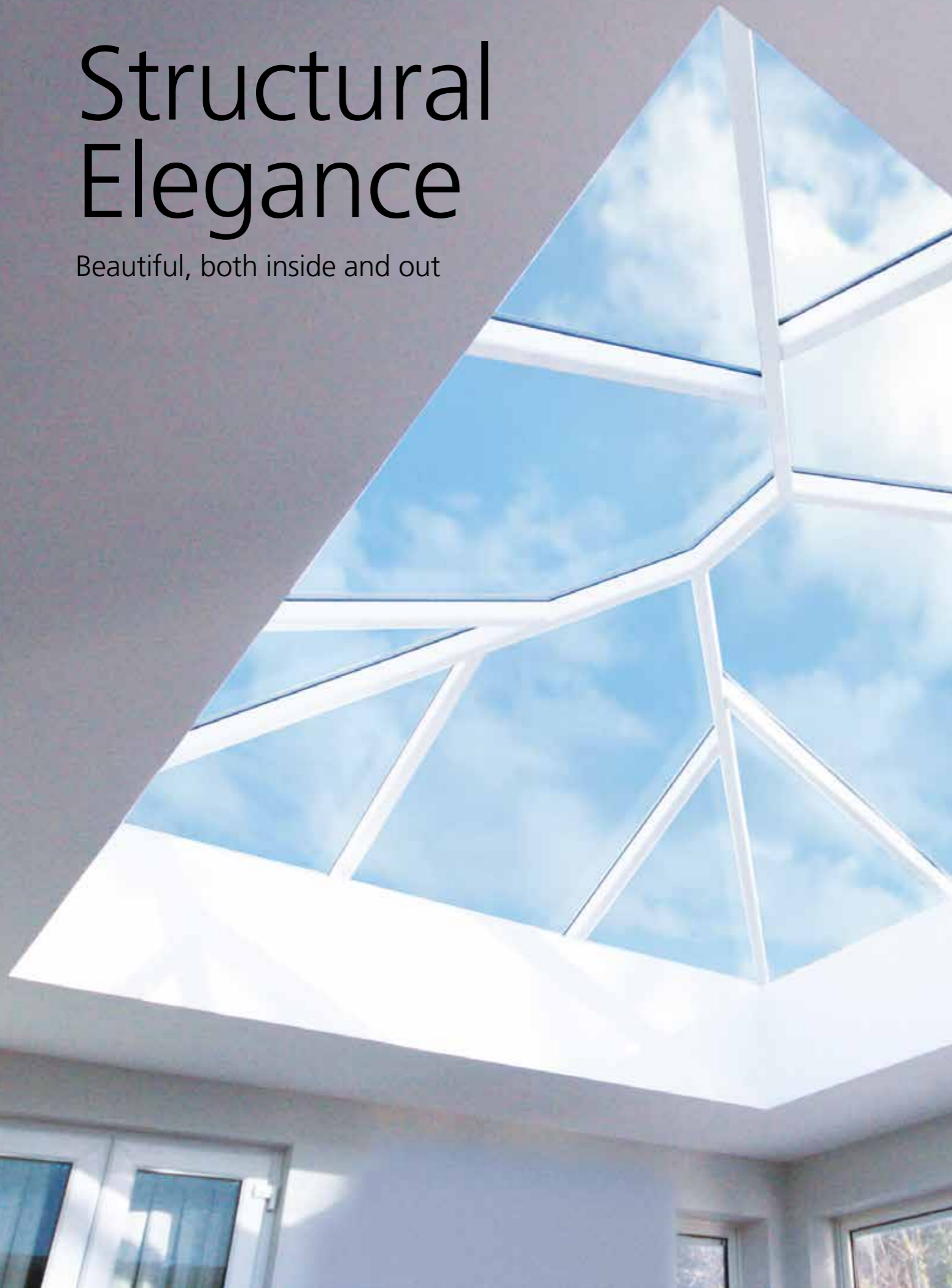
The strongest on the market

- More Glass, Less Roof
- Highest quality weatherproofing
- Security
- Exceeding Standards



Structural Elegance

Beautiful, both inside and out



Aesthetics

The slim, elegant Keylite Roof Lantern fits perfectly in any home by retaining traditional features in a contemporary setting.

Features

- Slim Sections**
 At only 57mm wide, the spas and ridge sections are amongst the slimmest on the market. Coupled with our sculpted bosses they provide a look usually associated with timber construction.
- Attention to Detail**
 Attention to detail is present throughout, from the engineered structure, the bespoke weather seals, the innovative glass locks all the way to the logo embossed endcaps.
- The Finishing Touch**
 Every component used has been developed to work in harmony with the others and enhance the overarching design. The Keylite Roof Lantern is the best possible finish for your extension.
- Traditional Meets Modern**
 Narrow yet deep structural profiles with subtle ogee detailing along the lower edges provide a clean classic feel.
- Hidden Fixings**
 Fully concealed fixings ensure sight lines flow gracefully and uninterrupted throughout bringing unrivalled elegance and balance.



Range of colours

Our standard colours are Gloss White, Matt Grey and Matt Black. These can be chosen in any combination of inner and outer. We can also supply your Roof Lantern in any bespoke colour of your choice. Simply find out its RAL or BS code.



RAL9010
GLOSS



RAL7016
MATT



RAL9005
MATT




*colours are a print representation only.

Roof Lantern Type	Finish
Standard	Grey Exterior, White Interior
Non-Standard	Any combination of the above 3 colours (Interior/Exterior)
Special	Any RAL colour

Thermal Efficiency

Keeping the heat in and the weather out




Warmth

Thermal efficiency of our Roof Lantern has been guaranteed by the elimination of cold bridging, achieved by isolating the external profiles from the internal ones. Combined with high performance glazing, the Keylite Roof Lantern's ability to reduce heat transfer is in a class of its own.

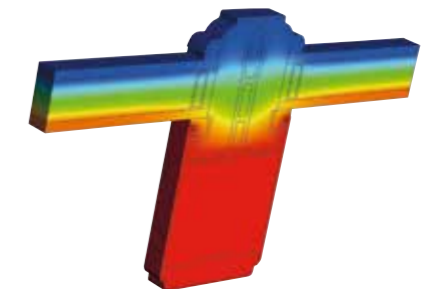
Thermally Broken Eaves Beam

Thermal efficiency starts at the bottom of our roof. Eaves beams are fully thermally broken to create an insulated barrier between the aluminium sections.



Insulating T-bar

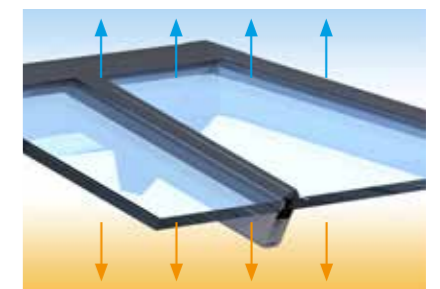
Our in-house designed high quality insulating T-bar bridges the gap between the profiles and the aluminium finishing caps, to create the largest possible thermal break.



Performance Glazing

Keylite Roof Lanterns can be supplied with a range of high performance self-cleaning glass options to suit every taste.

To complement your new roof you can choose from either aqua, bronze, tinted, neutral or clear and with U-Values ranging from 1.0 – 1.2W/m²K.



Glass Performance

	Standard	Optional Upgrades				
	Clear	Blue	Aqua	Ultra	Sunshade Blue	Bronze
U-Value	1.2 W/m ² K	1.2 W/m ² K	1.0 W/m ² K	1.0 W/m ² K	1.0 W/m ² K	1.2 W/m ² K
Solar Heat Reflection	60%	60%	82%	91%	80%	55%
Light Transmission	37%	47%	30%	8%	34%	38%
Self Cleaning	Yes	Yes	Yes	No	Yes	Yes



Strong & Secure

Light, comfort and safety maximised

Strength

The Keylite Roof Lantern has been optimised to create the strongest and stiffest roof lantern possible with minimal structure to obscure your view.

Unparalleled in strength, the Keylite Roof Lantern can survive whatever nature throws at it. Put into perspective a 6m x 4m Keylite roof lantern can support over 8 tonnes.

More Glass, Less Roof

Design optimisation ensures that the Keylite Roof Lantern has large glass spans and fewer rafters.



Highest Quality Weatherproofing

Providing the last word in weather protection, the Keylite Roof Lantern uses the best seals and gaskets available throughout, ensuring complete peace of mind in the most extreme conditions.



Security

Our innovative glass lock system and tamper proof fasteners keep everything tightly in place, once finishing cappings are fitted, there are no visible fasteners.





UK

Ryder Close, Cadley Hill Industrial Estate,
Swadlincote, South Derbyshire, DE11 9EU

T: +44 (0) 1283 200 158
E: info@keyliteuk.com

NI & ROI

Derryloran Industrial Est. Sandholes Road,
Cookstown, Co. Tyrone, BT80 9LU

T: +44 (0) 28 8675 8921
E: info@keylite.co.uk

keyliteroofwindows.com