

ROI Pricelist

1st May 2018

(Excludes VAT)





WxH (mm)	550x780	550x980	550x1180	660x1180	780x980	780x1180	780x1400	940x1400	940x1600	1140x1180	1340x980	1340x1400
Size Code	01	02	01C	03	04	05	06	07F	07	08	09	10

Centre Pivot Roof Windows | MANUAL




Keylite Polar White PVC												
PCP T Thermal Glazing	€293	€308	€322	€358	€335	€378	€418	€490	-	€504	€484	€588
PCP HT Hi-Therm Glazing	€310	€329	€342	€382	€358	€403	€446	€520	-	€535	€513	-
PCP TFR Thermal Frosted	€343	€358	€372	€408	€385	€428	€468	€540	-	€554	€534	-
PCP KTG Triple Glazed	€524	€542	€556	€595	€570	€616	€660	€735	-	€749	€726	-
PCP I Manual Integral Blind	€497	€524	-	€608	€570	€643	€713	-	-	€854	€818	-
CWPCP T Conservation Thermal	€410	€431	€451	€501	€469	€529	€585	€686	-	€706	€678	€823
CWPCP HT Conservation Hi-Therm	€434	€461	€479	€535	€501	€564	€624	€728	-	€749	€718	-



White Painted Pine												
WFCP T Thermal Glazing	€268	€282	€295	€328	€307	€346	€383	€449	€472	€461	€443	€538
WFCP HT Hi-Therm Glazing	€284	€301	€313	€350	€328	€369	€408	€476	€503	€490	€470	€571
WFCP TFR Thermal Frosted	€318	€332	€345	€378	€357	€396	€433	€499	€522	€511	€493	€588
WFCP KTG Triple Glazed	€480	€496	€509	€545	€522	€564	€604	€673	€698	€686	€665	€767
QWFCP HT Security Glazing	€476	€492	€505	€541	€518	€560	€599	€668	€694	€682	€661	€763
WFCP I Manual Integral Blind	€455	€480	-	€557	€522	€589	€653	-	€801	€782	€749	-
CWWFCP T Conservation Thermal	€375	€395	€413	€459	€430	€484	€536	€629	€661	€645	€620	€753
CWWFCP HT Conservation Hi-Therm	€398	€421	€438	€490	€459	€517	€571	€666	€704	€686	€658	€799



Clear Lacquered Pine												
CP T Thermal Glazing	€258	€271	€283	€315	€295	€333	€368	€432	€454	€444	€426	€517
CP HT Hi-Therm Glazing	€273	€288	€301	€336	€313	€354	€391	€457	€483	€470	€451	€549
CP TFR Thermal Frosted	€308	€321	€333	€365	€345	€383	€418	€482	€504	€494	€476	€567
CP KTG Triple Glazed	€469	€484	€496	€531	€509	€550	€587	€653	€679	€665	€647	€745
QCP HT Security Glazing	€465	€480	€492	€527	€505	€546	€583	€649	€675	€661	€643	€741
CP I Manual Integral Blind	€411	€433	-	€502	€470	€530	€588	-	€723	€704	€675	-
CWCP T Conservation Thermal	€361	€379	€396	€441	€413	€466	€515	€605	€636	€622	€596	€724
CWCP HT Conservation Hi-Therm	€382	€403	€421	€470	€438	€496	€547	€640	€676	€658	€631	€769



WxH (mm)	550x780	550x980	550x1180	660x1180	780x980	780x1180	780x1400	940x1400	940x1600	1140x1180	1340x980	1340x1400
Size Code	01	02	01C	03	04	05	06	07F	07	08	09	10

Centre Pivot Roof Windows | SOLAR PREMIUM ELECTRIC KIT



Keylite Polar White PVC Solar

PCP T SPEK Thermal, SPEK	€813	€828	€842	€878	€855	€898	€938	€1,010	-	€1,024	€1,004	€1,108
PCP EIR SPEK EI, Remote, SPEK	€1,379	€1,406	-	€1,490	€1,452	€1,525	€1,595	-	-	€1,736	€1,700	-
PCP EIR S EI, Remote, Solar	€1,164	€1,191	-	€1,275	€1,237	€1,310	€1,380	-	-	€1,521	€1,485	-



Centre Pivot Roof Windows | ELECTRIC



Keylite Polar White PVC Electric

PCP T PEK Thermal, PEK	€748	€763	€777	€813	€790	€833	€873	€945	-	€959	€939	€1,043
PCP EIR PEK EI, Remote, PEK	€1,314	€1,341	-	€1,425	€1,387	€1,460	€1,530	-	-	€1,671	€1,635	-
PCP T SEK Thermal, SEK	€648	€663	€677	€713	€690	€733	€773	€845	-	€859	€839	€943
PCP EIS SEK EI, Switch, SEK	€1,214	€1,241	-	€1,325	€1,287	€1,360	€1,430	-	-	€1,571	€1,535	-
PCP EIR EI, Remote	€924	€951	-	€1,035	€997	€1,070	€1,140	-	-	€1,281	€1,245	-
PCP EIS EI, Switch	€859	€886	-	€970	€932	€1,005	€1,075	-	-	€1,216	€1,180	-



White Painted Pine Electric

WFCP T PEK Thermal, PEK	€723	€737	€750	€783	€762	€801	€838	€904	€927	€916	€898	€993
WFCP EIR PEK EI, Remote, PEK	€1,272	€1,297	-	€1,374	€1,339	€1,406	€1,470	-	€1,618	€1,599	€1,566	-
WFCP T SEK Thermal, SEK	€623	€637	€650	€683	€662	€701	€738	€804	€827	€816	€798	€893
WFCP EIS SEK EI, Switch, SEK	€1,172	€1,197	-	€1,274	€1,239	€1,306	€1,370	€355	€1,518	€1,499	€1,466	-
WFCP EIR EI, Remote	€882	€907	-	€984	€949	€1,016	€1,080	-	€1,228	€1,209	€1,176	-
WFCP EIS EI, Switch	€817	€842	-	€919	€884	€951	€1,015	-	€1,163	€1,144	€1,111	-



Clear Lacquered Pine Electric

CP T PEK Thermal, PEK	€713	€726	€738	€770	€750	€788	€823	€887	€909	€899	€881	€972
CP EIR PEK EI, Remote, PEK	€1,228	€1,250	-	€1,319	€1,287	€1,347	€1,405	-	€1,540	€1,521	€1,492	-
CP T SEK Thermal, SEK	€613	€626	€638	€670	€650	€688	€723	€787	€809	€799	€781	€872
CP EIS SEK EI, Switch, SEK	€1,128	€1,150	-	€1,219	€1,187	€1,247	€1,305	-	€1,440	€1,421	€1,392	-
CP EIR EI, Remote	€838	€860	-	€929	€897	€957	€1,015	-	€1,150	€1,131	€1,102	-
CP EIS EI, Switch	€773	€795	-	€864	€832	€892	€950	-	€1,085	€1,066	€1,037	-

Solar and Electric Add-ons

SPEK* Solar Premium Electric Kit - Includes motor, control panel, battery pack, solar panel, rain sensor and remote control	€520	EIR S* Remote Operated Solar Powered Integral Blind (EI add-on to I Manual Integral Blind window price)	€667	EIR SPEK* Solar Premium Electric Kit with Remote Operated Electric Integral Blind	€882
PEK Premium Electric Kit Includes motor, control panel, rain sensor and remote control.	€455	EIR Remote Operated Electric Integral Blind (EI add-on to I Manual Integral Blind window price)	€427	EIR PEK Premium Electric Kit with Remote Operated Electric Integral Blind	€817
SEK Standard Electric Kit Includes motor and transformer switch.	€355	EIS Switch Operated Electric Integral Blind (EI add-on to I Manual Integral Blind window price)	€362	EIS SEK Standard Electric Kit with Switch Operated Electric Integral Blind	€717
SVK Smoke Ventilation Kit 1m ² of smoke ventilation, choose CP 08 sized window 1.5m ² of smoke ventilation, choose CP 10 sized window	€1395	*Only available on Polar PVC roof window(s)			



WxH (mm)	550x780	550x980	550x1180	660x1180	780x980	780x1180	780x1400	940x1400	940x1600	1140x1180	1340x980	1340x1400
Size Code	01	02	01C	03	04	05	06	07F	07	08	09	10

Top Hung/Fire Escape Roof Windows



Keylite Polar White PVC												
PFE T Thermal Glazing	-	€431	€453	€502	€469	€531	€588	€689	-	€707	€679	-
PFE HT Hi-Therm Glazing	-	€452	€473	€526	€492	€556	€615	€719	-	€738	-	-
PFE TFR Thermal Frosted	-	€481	€503	€552	€519	€581	€638	€739	-	€757	€729	-
PFE KTG Triple Glazed	-	€666	€686	€741	€706	€770	€829	€933	-	€951	-	-
PFE I Manual Integral Blind	-	€664	-	€772	€722	€815	€903	-	-	€1,080	-	-
CWPFE T Conservation Thermal	-	€603	€634	€703	€657	€743	€823	€965	-	€990	€951	-
CWPFE HT Conservation Hi-Therm	-	€633	€662	€736	€689	€778	€861	€1,007	-	€1,033	€992	-

Note: Fire Escape option is not available in window size 02.




White Painted Pine												
WFFE T Thermal Glazing	-	€395	€415	€460	€429	€486	€538	€631	€663	€647	€622	€756
WFFE HT Hi-Therm Glazing	-	€414	€433	€482	€450	€509	€563	€658	€694	€676	€649	-
WFFE TFR Thermal Frosted	-	€445	€465	€510	€479	€536	€588	€681	€713	€697	€672	€806
WFFE KTG Triple Glazed	-	€610	€628	€678	€646	€705	€759	€854	€890	€871	-	-
WFFE I Manual Integral Blind	-	€608	-	€707	€661	€746	€827	-	€1,017	€989	-	-
CWWFFE T Conservation Thermal	-	€553	€581	€644	€601	€680	€753	€883	€928	€906	€871	€1,058
CWWFFE HT Conservation Hi-Therm	-	€580	€606	€675	€630	€713	€788	€921	€972	€946	€909	-

Note: Fire Escape option is not available in window size 02.



Clear Lacquered Pine												
FE T Thermal Glazing	-	€381	€397	€441	€415	€468	€518	€606	€637	€623	€598	€725
FE HT Hi-Therm Glazing	-	€398	€415	€462	€433	€489	€541	€631	€666	€649	€623	-
FE TFR Thermal Frosted	-	€431	€447	€491	€465	€518	€568	€656	€687	€673	€648	€775
FE KTG Triple Glazed	-	€593	€611	€658	€628	€685	€736	€827	€862	€845	-	-
FE I Manual Integral Blind	-	€577	-	€670	€627	€708	€784	-	€965	€941	-	-
CWFE T Conservation Thermal	-	€533	€556	€617	€581	€655	€725	€848	€892	€872	€837	€1,015
CWFE HT Conservation Hi-Therm	-	€557	€581	€647	€606	€685	€757	€883	€932	€909	€872	-

Note: Fire Escape option is not available in window size 02.



WxH (mm)	550x780	550x980	550x1180	660x1180	780x980	780x1180	780x1400	940x1400	940x1600	1140x1180	1340x980	1340x1400
Size Code	01	02	01C	03	04	05	06	07F	07	08	09	10

Single Flashings



SRF Slate 8mm profile	€63	€64	€67	€72	€72	€76	€81	€90	€93	€89	€95	€102
TRF Tile 45mm profile	€63	€64	€67	€72	€72	€76	€81	€90	€93	€89	€95	€102
PTRF Plain Tile 15mm profile	€66	€70	€72	€78	€74	€80	€82	€90	€96	€94	€95	€104
DTRF Deep Tile 90mm profile	€68	€69	€73	€78	€78	€82	€87	€98	€101	€97	€103	€111
CWSRF Conservation Slate	€63	€64	€67	€72	€72	€76	€81	€90	€93	€89	€95	€102
CWTRF Conservation Tile	€63	€64	€67	€72	€72	€76	€81	€90	€93	€89	€95	€102
CWPTRF Conservation Plain Tile	€66	€70	€72	€78	€74	€80	€82	€90	€96	€94	€95	€104
CWDTRF Conservation Deep Tile	€68	€69	€73	€78	€78	€82	€87	€98	€101	€97	€103	€111
VBSRF Vertical Bi-Lite Slate	€76	€78	€83	€88	€88	€92	€99	€108	€113	€109	€116	€124
VBTRF Vertical Bi-Lite Tile	€76	€78	€83	€88	€88	€92	€99	€108	€113	€109	€116	€124
Size (mm)	550	660	780	940	1140	1340						
CRF Corrugated Flashings	€43	€45	€48	€51	€54	€58						

Enhanced Installation



FC Felt Collar	€26	€27	€28	€30	€30	€31	€32	€34	€35	€34	€34	€36
VC Vapour Collar	€28	€28	€30	€31	€31	€32	€34	€35	€37	€35	€35	€38

Flashings Systems

	CSRF Combi Slate	€157	€160	€167	€180	€180	€189	€202	€225	€232	€223	€238	€256
	CTRF Combi Tile 15-90mm profile	€157	€160	€167	€180	€180	€189	€202	€225	€232	€223	€238	€256
	BLSRF Bi-Lite Slate	€162	€166	€173	€186	€186	€196	€209	€233	€240	€231	€246	€264
	BLTRF Bi-Lite Tile 15-90mm profile	€162	€166	€173	€186	€186	€196	€209	€233	€240	€231	€246	€264
	QLSRF Quad-Lite Slate	€351	€360	€375	€404	€404	€424	€453	€506	€521	€502	€534	€573
	QLTRF Quad-Lite Tile	€351	€360	€375	€404	€404	€424	€453	€506	€521	€502	€534	€573
	RGSRF Single Ridge, Slate	€194	€199	€209	€224	€224	€234	€252	€272	€286	€277	€294	€319
	RGTRF Single Ridge, Tile	€194	€199	€209	€224	€224	€234	€252	€272	€286	€277	€294	€319
	CRGSRF Combi Ridge, Slate	€387	€397	€418	€448	€448	€468	€504	€544	€572	€554	€587	€638
	CRGTRF Combi Ridge, Tile	€387	€397	€418	€448	€448	€468	€504	€544	€572	€554	€587	€638

WxH (mm)	550x780	550x980	550x1180	660x1180	780x980	780x1180	780x1400	940x1400	940x1600	1140x1180	1340x980	1340x1400
Size Code	01	02	01C	03	04	05	06	07F	07	08	09	10

Flat Roof System

FRS Flat Roof System	€301	€308	€325	€356	€346	€363	€395	€435	€475	€429	€418	€491
CFRS 2018 Combi Flat Roof System	€602	€616	€650	€712	€692	€726	€790	€870	€950	€858	€836	€982
CFRS 3018 Combi Flat Roof System	€903	€924	€975	€1,068	€1,038	€1,089	€1,185	-	-	-	-	-

Note: Prices include timber upstand and corresponding flashings. Roof window is not included. Please contact Keylite Technical Team regarding structural opening sizes.

Flat Roof Apex System

FRX Single Apex System	€753	€770	€813	€890	€865	€908	€988	€1,088	€1,188	€1,073	€1,045	€1,228
CFRX 2018 Double Apex System	€993	€1,016	€1,073	€1,175	€1,142	€1,198	€1,304	€1,436	€1,568	€1,416	€1,379	-
CFRX 3018 Triple Apex System	€1,505	€1,540	€1,625	€1,780	€1,730	€1,815	€1,975	-	-	-	-	-

Note: Prices include timber upstand and corresponding flashings. Roof windows are not included. Please contact Keylite Technical Team regarding structural opening sizes.

Dormer Apex System

WxH (mm)	780x1180	940x1180	1140x1180
Code	05	07C	08
DRX4 Dormer Apex System	€1,600	€1,745	€1,890
DRX6 Dormer Apex System	€2,425	-	-

Note: Prices include timber upstand and corresponding flashings. Roof windows are not included. Please contact Keylite Technical Team regarding structural opening sizes.


Vertical Bi-Lite

	White Painted Pine			Clear Lacquered Pine		
WxH (mm)	780x600	780x950		WxH (mm)	780x600	780x950
WFVBL T Single, Tilt Only	€790	€826		VBL T Single, Tilt Only	€760	€794
WFVBL T 2018 Double, Tilt Only	€1,738	€1,817		VBL T 2018 Double, Tilt Only	€1,672	€1,747
WFVBL T 3018 Triple, Tilt Only	€2,607	€2,726		VBL T 3018 Triple, Tilt Only	€2,508	€2,620
WFVBL TT Single, Tilt and Turn	-	€950		VBL TT Single, Tilt and Turn	-	€913
WFVBL TT 2018 Double, Tilt and Turn	-	€2,090		VBL TT 2018 Double, Tilt and Turn	-	€2,009
WFVBL TT 3018 Triple, Tilt and Turn	-	€3,135		VBL TT 3018 Triple, Tilt and Turn	-	€3,013

Note: Prices include vertical window decorative trims. Please select roof window(s) and flashings to accompany your system.

Support Trimmers

Spacing/Length (mm)	18/1200	18/1600	18/2000	18/2700	18/3500	50/1200	50/1600	50/2000	50/2700	50/3500	100/1200	100/1600	100/2000	100/2700	100/3500
WFST White Painted Pine	€106	€141	€176	€222	€292	€140	€187	€234	€273	€330	€175	€234	€292	€325	€370
ST Clear Lacquered Pine	€106	€141	€176	€222	€292	€140	€187	€234	€273	€330	€175	€234	€292	€325	€370



WxH (mm)	600x600	600x900	800x800	900x900	900x1200	1000x1000	1000x1500	1200x1200	1500x1500
Size Code	S6	R69	S8	S9	R912	S10	R1015	S12	S15

Flat Roof Dome



Structural Opening Size (mm)	625x625	625x925	825x825	925x925	925x1225	1025x1025	1025x1525	1225x1225	1525x1525
FRD Fixed, Clear	€549	€589	€619	€712	€821	€774	€991	€944	€1,246
FRD FR Fixed, Frosted	€549	€589	€619	€712	€821	€774	€991	€944	€1,246
FRD M Manual, Clear	€869	€909	€939	€1,032	€1,141	€1,094	€1,311	€1,264	€1,566
FRD FR M Manual, Frosted	€869	€909	€939	€1,032	€1,141	€1,094	€1,311	€1,264	€1,566
FRD ER Electric Remote, Clear	€1,039	€1,079	€1,109	€1,202	€1,311	€1,264	€1,481	€1,434	€1,736
FRD FR ER Electric Remote, Frosted	€1,039	€1,079	€1,109	€1,202	€1,311	€1,264	€1,481	€1,434	€1,736
FRD ES Electric Switch, Clear	€999	€1,039	€1,069	€1,162	€1,271	€1,224	€1,441	€1,394	€1,696
FRD FR ES Electric Switch, Frosted	€999	€1,039	€1,069	€1,162	€1,271	€1,224	€1,441	€1,394	€1,696
FRD AH Access Hatch, Clear	-	€977	€1,072	€1,201	€1,312	€1,238	€1,805	€1,509	-
FRD FR AH Access Hatch, Frosted	-	-	-	-	€1,312	-	-	-	-

WxH (mm)	1000x1000	1250x1250	1200x1800	1500x1500
Code	S10	S125	R1218	S15
Structural Opening Size (mm)	1025x1025	1275x1275	1225x1825	1525x1525
FRD AOV Smoke Ventilation, Clear	€3,059	€3,536	€4,262	€4,323

Roof Lantern



WxH (mm)	1500x1000	2000x1000	2000x1500	3000x1500	3000x2000
Code	1510	2010	2015	3015	3020
FRL Roof Lantern	€1,345	€1,555	€1,840	€2,470	€2,845

New

Note: All sizes from external kerb.

Sun Tunnel



Size (diameter mmø)	250	350	450	530
SLRSS Rigid System Slate	€334	€384	€604	€767
SLRST Rigid System Tile	€334	€384	€604	€767
SLRSF Rigid System Flat Roof	€346	€459	€698	€887
SLFSS Flexi System Slate	-	€334	€509	€654
SLFST Flexi System Tile	-	€334	€509	€654
SLFSF Flexi System Flat Roof	-	€403	€616	€780
SLL Circular Fluorescent Lamp	€63	€63	€63	€63
SLRE Rigid Extension Tube	€63	€72	€88	€100



	WxH (mm)	550x780	550x980	550x1180	660x1180	780x980	780x1180	780x1400	940x1400	940x1600	1140x1180	1340x980	1340x1400
Timber	Size Code	01	02	01C	03	04	05	06	07F	07	08	09	10
	Visible Glass Size	371x531	371x731	371x931	481x931	601x731	601x931	601x1151	761x1151	761x1351	961x931	1161x731	1161x1151
Polar PVC	Size Code	P01	P02	P01C	P03	P04	P05	P06	P07F	P07	P08	P09	P10
	Visible Glass Size	371x561	371x761	371x961	481x961	601x761	601x961	601x1181	761x1181	761x1381	961x961	1161x761	1161x1181

Blinds



Essentials Range													
BPS Manual Aluminium Surround	€76	€82	€86	€92	€90	€96	€104	€112	€118	€120	€124	€138	
BPW Manual White Surround	€87	€94	€99	€106	€104	€110	€120	€129	€136	€138	€143	€159	
BPS E* Electric Operated Aluminium Surround	€232	€238	€242	€248	€246	€252	€260	€268	€274	€276	€280	€294	
BPS S Solar Powered Aluminium Surround	€262	€268	€272	€278	€276	€282	€290	€298	€304	€306	€310	€324	

Note: Range includes Classic White, Antique Cream, Fossil Grey and Twilight.

Decor and Aqua Range													
BPS Manual Aluminium Surround	€88	€94	€98	€104	€102	€108	€116	€124	€130	€132	€136	€150	
BPW Manual White Surround	€101	€108	€113	€120	€117	€124	€133	€143	€150	€152	€156	€173	
BPS E* Electric Operated Aluminium Surround	€244	€250	€254	€260	€258	€264	€272	€280	€286	€288	€292	€306	
BPS S Solar Powered Aluminium Surround	€274	€280	€284	€290	€288	€294	€302	€310	€316	€318	€322	€336	

Note: Range includes all blinds, excluding the four Core Range colours.

Kids Range													
BPS Manual Aluminium Surround	€100	€106	€110	€116	€114	€120	€128	€136	€142	€144	€148	€162	
BPW Manual White Surround	€115	€122	€127	€133	€131	€138	€147	€156	€163	€166	€170	€186	
BPS E* Electric Operated Aluminium Surround	€256	€262	€266	€272	€270	€276	€284	€292	€298	€300	€304	€318	
BPS S Solar Powered Aluminium Surround	€286	€292	€296	€302	€300	€306	€314	€322	€328	€330	€334	€348	

* These can only be added to PEK Electric System.

Roof Window Accessories

SL Security Lock	OR Opening Restrictor	WP2 Window Opening Pole 2m	WP3 Window Opening Pole 3m
€25	€25	€32	€50
MK PP Polar PVC Maintenance Kit	MK WF White Painted Maintenance Kit	MK CL Clear Lacquered Maintenance Kit	IP2 Integral Blind Opening Pole 2m
€31	€48	€48	€40