

# NI Pricelist

1st April 2018  
(Excludes VAT)





WxH (mm)	550x780	550x980	550x1180	660x1180	780x980	780x1180	780x1400	940x1400	940x1600	1140x1180	1340x980	1340x1400
Size Code	01	02	01C	03	04	05	06	07F	07	08	09	10

Centre Pivot Roof Windows | MANUAL



**Keylite Polar White PVC**

<b>PCP T</b> Thermal Glazing	£270	£284	£299	£330	£311	£351	£388	£453	-	£465	£445	£542
<b>PCP HT</b> Hi-Therm Glazing	£275	£290	£304	£336	£316	£357	£396	£461	-	£473	£454	-
<b>PCP TFR</b> Thermal Frosted	£311	£325	£339	£371	£352	£391	£429	£493	-	£506	£486	-
<b>PCP KTG</b> Triple Glazed	£443	£458	£472	£505	£484	£525	£564	£629	-	£641	£622	-
<b>PCP I</b> Manual Integral Blind	£398	£418	-	£485	£456	£514	£570	-	-	£682	£654	-
<b>CWPCP T</b> Conservation Thermal	£377	£398	£418	£462	£435	£489	£542	£633	-	£650	£622	£758
<b>CWPCP HT</b> Conservation Hi-Therm	£385	£406	£425	£471	£442	£498	£554	£645	-	£663	£634	-




**White Painted Pine**

<b>WFCP T</b> Thermal Glazing	£247	£260	£273	£302	£284	£320	£355	£414	£436	£425	£407	£496
<b>WFCP HT</b> Hi-Therm Glazing	£252	£265	£278	£308	£290	£326	£362	£422	£444	£433	£415	£507
<b>WFCP TFR</b> Thermal Frosted	£287	£301	£314	£343	£325	£361	£396	£455	£477	£466	£448	£537
<b>WFCP KTG</b> Triple Glazed	£420	£433	£447	£476	£458	£494	£530	£590	£613	£601	£583	£675
<b>QWFCP HT</b> Security Glazing	£355	£369	£380	£412	£391	£428	£463	£524	£546	£535	£518	£607
<b>WFCP I</b> Manual Integral Blind	£374	£393	-	£457	£429	£483	£536	-	£659	£642	£616	-
<b>CWWFCP T</b> Conservation Thermal	£346	£364	£382	£422	£399	£449	£496	£579	£611	£595	£570	£695
<b>CWWFCP HT</b> Conservation Hi-Therm	£353	£371	£389	£431	£406	£457	£507	£591	£622	£607	£581	£710



**Clear Lacquered Pine**

<b>CP T</b> Thermal Glazing	£238	£251	£262	£292	£273	£308	£340	£399	£420	£410	£392	£477
<b>CP HT</b> Hi-Therm Glazing	£243	£256	£267	£298	£278	£314	£348	£407	£428	£418	£401	£487
<b>CP TFR</b> Thermal Frosted	£278	£292	£303	£332	£314	£349	£381	£439	£461	£451	£433	£518
<b>CP KTG</b> Triple Glazed	£411	£424	£435	£466	£447	£482	£516	£575	£596	£586	£569	£655
<b>QCP HT</b> Security Glazing	£343	£356	£367	£398	£378	£413	£447	£506	£527	£517	£500	£585
<b>CP I</b> Manual Integral Blind	£365	£384	-	£447	£418	£471	£522	-	£642	£627	£601	-
<b>CWCP T</b> Conservation Thermal	£332	£351	£367	£408	£382	£431	£477	£558	£588	£574	£549	£668
<b>CWCP HT</b> Conservation Hi-Therm	£339	£358	£374	£417	£389	£439	£486	£570	£599	£585	£561	£682



WxH (mm)	550x780	550x980	550x1180	660x1180	780x980	780x1180	780x1400	940x1400	940x1600	1140x1180	1340x980	1340x1400
Size Code	01	02	01C	03	04	05	06	07F	07	08	09	10

Centre Pivot Roof Windows | SOLAR PREMIUM ELECTRIC KIT



**Keylite Polar White PVC Solar**

<b>PCP T SPEK</b> Thermal, SPEK	£680	£694	£709	£740	£721	£761	£798	£863	-	£875	£855	£952
<b>PCP EIR SPEK</b> EI, Remote, SPEK	£1,168	£1,188	-	£1,255	£1,226	£1,284	£1,340	-	-	£1,452	£1,424	-
<b>PCP EIR S</b> EI, Remote, Solar	£998	£1,018	-	£1,085	£1,056	£1,114	£1,170	-	-	£1,282	£1,254	-



Centre Pivot Roof Windows | ELECTRIC



**Keylite Polar White PVC Electric**

<b>PCP T PEK</b> Thermal, PEK	£630	£644	£659	£690	£671	£711	£748	£813	-	£825	£805	£902
<b>PCP EIR PEK</b> EI, Remote, PEK	£1,118	£1,138	-	£1,205	£1,176	£1,234	£1,290	-	-	£1,402	£1,374	-
<b>PCP T SEK</b> Thermal, SEK	£570	£584	£599	£630	£611	£651	£688	£753	-	£765	£745	£842
<b>PCP EIS SEK</b> EI, Switch, SEK	£1,058	£1,078	-	£1,145	£1,116	£1,174	£1,230	-	-	£1,342	£1,314	-
<b>PCP EIR</b> EI, Remote	£808	£828	-	£895	£866	£924	£980	-	-	£1,092	£1,064	-
<b>PCP EIS</b> EI, Switch	£758	£778	-	£845	£816	£874	£930	-	-	£1,042	£1,014	-



**White Painted Pine Electric**

<b>WFCP T PEK</b> Thermal, PEK	£607	£620	£633	£662	£644	£680	£715	£774	£796	£785	£767	£856
<b>WFCP EIR PEK</b> EI, Remote, PEK	£1,094	£1,113	-	£1,177	£1,149	£1,203	£1,256	-	£1,379	£1,362	£1,336	-
<b>WFCP T SEK</b> Thermal, SEK	£547	£560	£573	£602	£584	£620	£655	£714	£736	£725	£707	£796
<b>WFCP EIS SEK</b> EI, Switch, SEK	£1,034	£1,053	-	£1,117	£1,089	£1,143	£1,196	-	£1,319	£1,302	£1,276	-
<b>WFCP EIR</b> EI, Remote	£784	£803	-	£867	£839	£893	£946	-	£1,069	£1,052	£1,026	-
<b>WFCP EIS</b> EI, Switch	£734	£753	-	£817	£789	£843	£896	-	£1,019	£1,002	£976	-



**Clear Lacquered Pine Electric**

<b>CP T PEK</b> Thermal, PEK	£598	£611	£622	£652	£633	£668	£700	£759	£780	£770	£752	£837
<b>CP EIR PEK</b> EI, Remote, PEK	£1,085	£1,104	-	£1,167	£1,138	£1,191	£1,242	-	£1,362	£1,347	£1,321	-
<b>CP T SEK</b> Thermal, SEK	£538	£551	£562	£592	£573	£608	£640	£699	£720	£710	£692	£777
<b>CP EIS SEK</b> EI, Switch, SEK	£1,025	£1,044	-	£1,107	£1,078	£1,131	£1,182	-	£1,302	£1,287	£1,261	-
<b>CP EIR</b> EI, Remote	£775	£794	-	£857	£828	£881	£932	-	£1,052	£1,037	£1,011	-
<b>CP EIS</b> EI, Switch	£725	£744	-	£807	£778	£831	£882	-	£1,002	£987	£961	-

Solar and Electric Add-ons

<b>SPEK*</b> Solar Premium Electric Kit - Includes motor, control panel, battery pack, solar panel, rain sensor and remote control	£410	<b>EIR S*</b> Remote Operated Solar Powered Integral Blind (EI add-on to I Manual Integral Blind window price)	£600	<b>EIR SPEK*</b> Solar Premium Electric Kit with Remote Operated Electric Integral Blind	£770
<b>PEK</b> Premium Electric Kit Includes motor, control panel, rain sensor and remote control.	£360	<b>EIR</b> Remote Operated Electric Integral Blind (EI add-on to I Manual Integral Blind window price)	£410	<b>EIR PEK</b> Premium Electric Kit with Remote Operated Electric Integral Blind	£720
<b>SEK</b> Standard Electric Kit Includes motor and transformer switch.	£300	<b>EIS</b> Switch Operated Electric Integral Blind (EI add-on to I Manual Integral Blind window price)	£360	<b>EIS SEK</b> Standard Electric Kit with Switch Operated Electric Integral Blind	£660
<b>SVK</b> Smoke Ventilation Kit 1m <sup>2</sup> of smoke ventilation, choose CP 08 sized window 1.5m <sup>2</sup> of smoke ventilation, choose CP 10 sized window	£1,200	*Only available on Polar PVC roof window(s)			



WxH (mm)	550x780	550x980	550x1180	660x1180	780x980	780x1180	780x1400	940x1400	940x1600	1140x1180	1340x980	1340x1400
Size Code	01	02	01C	03	04	05	06	07F	07	08	09	10

### Top Hung/Fire Escape Roof Windows



Keylite Polar White PVC												
<b>PFE T</b> Thermal Glazing	-	£396	£413	£462	£430	£487	£538	£629	-	£644	£620	-
<b>PFE HT</b> Hi-Therm Glazing	-	£401	£418	£467	£436	£492	£544	£636	-	£652	£628	-
<b>PFE TFR</b> Thermal Frosted	-	£436	£454	£503	£471	£528	£579	£670	-	£685	£661	-
<b>PFE KTG</b> Triple Glazed	-	£569	£586	£635	£605	£661	£713	£804	-	£821	-	-
<b>PFE I</b> Manual Integral Blind	-	£529	-	£617	£575	£650	£720	-	-	£861	-	-
<b>CWPFE T</b> Conservation Thermal	-	£554	£577	£645	£601	£681	£753	£879	-	£901	£867	-
<b>CWPFE HT</b> Conservation Hi-Therm	-	£562	£584	£653	£611	£689	£763	£890	-	£913	£879	-

Note: Fire Escape option is not available in window size 02.




White Painted Pine												
<b>WFFE T</b> Thermal Glazing	-	£362	£377	£422	£393	£445	£492	£575	£607	£589	£567	£689
<b>WFFE HT</b> Hi-Therm Glazing	-	£367	£382	£427	£400	£451	£498	£582	£615	£597	£575	-
<b>WFFE TFR</b> Thermal Frosted	-	£403	£418	£463	£434	£486	£533	£616	£647	£630	£608	£730
<b>WFFE KTG</b> Triple Glazed	-	£535	£550	£595	£568	£619	£667	£750	£783	£766	-	-
<b>WFFE I</b> Manual Integral Blind	-	£495	-	£577	£538	£609	£674	-	£829	£806	-	-
<b>CWWFFE T</b> Conservation Thermal	-	£507	£528	£591	£550	£624	£689	£805	£849	£825	£793	£964
<b>CWWFFE HT</b> Conservation Hi-Therm	-	£514	£535	£598	£560	£631	£698	£815	£860	£836	£805	-

Note: Fire Escape option is not available in window size 02.



Clear Lacquered Pine												
<b>FE T</b> Thermal Glazing	-	£346	£361	£403	£376	£426	£472	£550	£582	£566	£542	£660
<b>FE HT</b> Hi-Therm Glazing	-	£361	£376	£419	£391	£442	£490	£572	£603	£588	£565	-
<b>FE TFR</b> Thermal Frosted	-	£386	£402	£443	£417	£467	£513	£591	£623	£607	£583	£700
<b>FE KTG</b> Triple Glazed	-	£544	£548	£592	£564	£617	£664	£747	£779	£764	-	-
<b>FE I</b> Manual Integral Blind	-	£479	-	£558	£521	£589	£653	-	£804	£783	-	-
<b>CWFE T</b> Conservation Thermal	-	£484	£506	£564	£527	£596	£661	£771	£815	£792	£759	£924
<b>CWFE HT</b> Conservation Hi-Therm	-	£506	£527	£586	£548	£620	£686	£800	£845	£824	£791	-

Note: Fire Escape option is not available in window size 02.



WxH (mm)	550x780	550x980	550x1180	660x1180	780x980	780x1180	780x1400	940x1400	940x1600	1140x1180	1340x980	1340x1400
<b>Size Code</b>	<b>01</b>	<b>02</b>	<b>01C</b>	<b>03</b>	<b>04</b>	<b>05</b>	<b>06</b>	<b>07F</b>	<b>07</b>	<b>08</b>	<b>09</b>	<b>10</b>

## Single Flashings



<b>SRF</b> Slate 8mm profile	£53	£54	£57	£61	£61	£64	£68	£76	£79	£76	£81	£87
<b>TRF</b> Tile 45mm profile	£53	£54	£57	£61	£61	£64	£68	£76	£79	£76	£81	£87
<b>PTRF</b> Plain Tile 15mm profile	£59	£61	£62	£65	£63	£67	£70	£76	£81	£79	£82	£88
<b>DTRF</b> Deep Tile 90mm profile	£67	£70	£71	£74	£72	£76	£80	£88	£92	£90	£94	£100
<b>CWSRF</b> Conservation Slate	£53	£54	£57	£61	£61	£64	£68	£76	£79	£76	£81	£87
<b>CWTRF</b> Conservation Tile	£53	£54	£57	£61	£61	£64	£68	£76	£79	£76	£81	£87
<b>CWPTRF</b> Conservation Plain Tile	£59	£61	£62	£65	£63	£67	£70	£76	£81	£79	£82	£88
<b>CWDTRF</b> Conservation Deep Tile	£67	£70	£71	£74	£72	£76	£80	£88	£92	£90	£94	£100
<b>VBSRF</b> Vertical Bi-Lite Slate	£63	£65	£69	£73	£73	£76	£82	£90	£94	£90	£96	£103
<b>VBTRF</b> Vertical Bi-Lite Tile	£63	£65	£69	£73	£73	£76	£82	£90	£94	£90	£96	£103
<b>Size (mm)</b>	<b>550</b>	<b>660</b>	<b>780</b>	<b>940</b>	<b>1140</b>	<b>1340</b>						
<b>CRF</b> Corrugated Flashings	£37	£39	£42	£44	£47	£50						

## Enhanced Installation



<b>FC</b> Felt Collar	£21	£22	£23	£23	£23	£24	£26	£27	£28	£27	£27	£29
<b>VC</b> Vapour Collar	£22	£23	£24	£24	£24	£25	£27	£28	£29	£28	£28	£30

## Flashings Systems

	<b>CSRF</b> Combi Slate	£124	£127	£133	£143	£143	£150	£160	£178	£184	£177	£188	£202
	<b>CTRF</b> Combi Tile 15-90mm profile	£124	£127	£133	£143	£143	£150	£160	£178	£184	£177	£188	£202
	<b>BLSRF</b> Bi-Lite Slate	£132	£135	£142	£152	£152	£160	£170	£190	£197	£189	£201	£216
	<b>BLTRF</b> Bi-Lite Tile 15-90mm profile	£132	£135	£142	£152	£152	£160	£170	£190	£197	£189	£201	£216
	<b>QLSRF</b> Quad-Lite Slate	£280	£287	£305	£322	£322	£339	£361	£400	£417	£400	£425	£459
	<b>QLTRF</b> Quad-Lite Tile	£280	£287	£305	£322	£322	£339	£361	£400	£417	£400	£425	£459
	<b>RGSRF</b> Single Ridge, Slate	£161	£165	£173	£186	£186	£194	£209	£226	£237	£230	£244	£265
	<b>RGTRF</b> Single Ridge, Tile	£161	£165	£173	£186	£186	£194	£209	£226	£237	£230	£244	£265
	<b>CRGSRF</b> Combi Ridge, Slate	£322	£330	£346	£372	£372	£388	£418	£452	£474	£460	£488	£530
	<b>CRGTRF</b> Combi Ridge, Tile	£322	£330	£346	£372	£372	£388	£418	£452	£474	£460	£488	£530

WxH (mm)	550x780	550x980	550x1180	660x1180	780x980	780x1180	780x1400	940x1400	940x1600	1140x1180	1340x980	1340x1400
<b>Size Code</b>	<b>01</b>	<b>02</b>	<b>01C</b>	<b>03</b>	<b>04</b>	<b>05</b>	<b>06</b>	<b>07F</b>	<b>07</b>	<b>08</b>	<b>09</b>	<b>10</b>


### Flat Roof System



<b>FRS</b> Flat Roof System	£257	£263	£277	£304	£295	£310	£355	£372	£406	£366	£357	£419
<b>CFRS 2018</b> Combi Flat Roof System	£514	£526	£554	£608	£590	£620	£710	£744	£812	£732	£714	£838
<b>CFRS 3018</b> Combi Flat Roof System	£771	£789	£831	£912	£885	£930	£1,065	-	-	-	-	-

Note: Prices include timber upstand and corresponding flashings. Roof window is not included. Please contact Keylite Technical Team regarding structural opening sizes.

### Flat Roof Apex System



<b>FRX</b> Single Apex System	£643	£658	£693	£760	£738	£775	£888	£930	£1,015	£915	£893	£1,048
<b>CFRX 2018</b> Double Apex System	£848	£868	£914	£1,003	£974	£1,023	£1,172	£1,228	£1,340	£1,208	£1,178	-
<b>CFRX 3018</b> Triple Apex System	£1,285	£1,315	£1,385	£1,520	£1,475	£1,550	£1,775	-	-	-	-	-

Note: Prices include timber upstand and corresponding flashings. Roof windows are not included. Please contact Keylite Technical Team regarding structural opening sizes.

### Dormer Apex System



WxH (mm)	780x1180	940x1180	1140x1180
<b>Code</b>	<b>05</b>	<b>07C</b>	<b>08</b>
<b>DRX4</b> Dormer Apex System	£1,279	£1,395	£1,510
<b>DRX6</b> Dormer Apex System	£1,938	-	-

Note: Prices include timber upstand and corresponding flashings. Roof windows are not included. Please contact Keylite Technical Team regarding structural opening sizes.

### Vertical Bi-Lite


	White Painted Pine		Clear Lacquered Pine		
WxH (mm)	780x600	780x950	WxH (mm)	780x600	780x950
<b>WFVBL T</b> Single, Tilt Only	£448	£485	<b>VBL T</b> Single, Tilt Only	£432	£468
<b>WFVBL T 2018</b> Double, Tilt Only	£896	£970	<b>VBL T 2018</b> Double, Tilt Only	£864	£936
<b>WFVBL T 3018</b> Triple, Tilt Only	£1,344	£1,455	<b>VBL T 3018</b> Triple, Tilt Only	£1,296	£1,404
<b>WFVBL TT</b> Single, Tilt and Turn	-	£509	<b>VBL TT</b> Single, Tilt and Turn	-	£491
<b>WFVBL TT 2018</b> Double, Tilt and Turn	-	£1,018	<b>VBL TT 2018</b> Double, Tilt and Turn	-	£982
<b>WFVBL TT 3018</b> Triple, Tilt and Turn	-	£1,527	<b>VBL TT 3018</b> Triple, Tilt and Turn	-	£1,473

Note: Prices include vertical window decorative trims. Please select roof window(s) and flashings to accompany your system.

### Support Trimmers



Spacing/Length (mm)	18/1200	18/1600	18/2000	18/2700	18/3500	50/1200	50/1600	50/2000	50/2700	50/3500	100/1200	100/1600	100/2000	100/2700	100/3500
<b>WFST</b> White Painted Pine	£84	£112	£140	£176	£232	£112	£149	£186	£217	£263	£139	£186	£232	£258	£294
<b>ST</b> Clear Lacquered Pine	£84	£112	£140	£176	£232	£112	£149	£186	£217	£263	£139	£186	£232	£258	£294



WxH (mm)	600x600	600x900	800x800	900x900	900x1200	1000x1000	1000x1500	1200x1200	1500x1500
<b>Size Code</b>	<b>S6</b>	<b>R69</b>	<b>S8</b>	<b>S9</b>	<b>R912</b>	<b>S10</b>	<b>R1015</b>	<b>S12</b>	<b>S15</b>

## Flat Roof Dome



Structural Opening Size (mm)	625x625	625x925	825x825	925x925	925x1225	1025x1025	1025x1525	1225x1225	1525x1525
<b>FRD</b> Fixed, Clear	£460	£492	£518	£596	£686	£648	£829	£791	£1,043
<b>FRD FR</b> Fixed, Frosted	£460	£492	£518	£596	£686	£648	£829	£791	£1,043
<b>FRD M</b> Manual, Clear	£732	£764	£792	£868	£956	£923	£1,065	£1,103	£1,316
<b>FRD FR M</b> Manual, Frosted	£732	£764	£792	£868	£956	£923	£1,065	£1,103	£1,316
<b>FRD ER</b> Electric Remote, Clear	£860	£892	£918	£996	£1,086	£1,048	£1,229	£1,191	£1,443
<b>FRD FR ER</b> Electric Remote, Frosted	£860	£892	£918	£996	£1,086	£1,048	£1,229	£1,191	£1,443
<b>FRD ES</b> Electric Switch, Clear	£815	£847	£873	£951	£1,041	£1,003	£1,184	£1,146	£1,398
<b>FRD FR ES</b> Electric Switch, Frosted	£815	£847	£873	£951	£1,041	£1,003	£1,184	£1,146	£1,398
<b>FRD AH</b> Access Hatch, Clear	-	£820	£899	£1,008	£1,100	£1,038	£1,514	£1,267	-
<b>FRD FR AH</b> Access Hatch, Frosted	-	-	-	-	£1,100	-	-	-	-

WxH (mm)	1000x1000	1250x1250	1200x1800	1500x1500
<b>Code</b>	<b>S10</b>	<b>S125</b>	<b>R1218</b>	<b>S15</b>
<b>Structural Opening Size (mm)</b>	1025x1025	1275x1275	1225x1825	1525x1525
<b>FRD AOV</b> Smoke Ventilation, Clear	£2,554	£2,952	£3,557	£3,609

## Roof Lantern



WxH (mm)	1500x1000	2000x1000	2000x1500	3000x1500	3000x2000
<b>Code</b>	<b>1510</b>	<b>2010</b>	<b>2015</b>	<b>3015</b>	<b>3020</b>
<b>FRL</b> Roof Lantern	£975	£1,245	£1,470	£1,790	£2,240

New

Note: All sizes from external kerb.

## Sun Tunnel



Size (diameter mmø)	250	350	450	530
<b>SLRSS</b> Rigid System Slate	£280	£322	£507	£644
<b>SLRST</b> Rigid System Tile	£280	£322	£507	£644
<b>SLRSF</b> Rigid System Flat Roof	£290	£385	£586	£744
<b>SLFSS</b> Flexi System Slate	-	£282	£431	£553
<b>SLFST</b> Flexi System Tile	-	£282	£431	£553
<b>SLFSF</b> Flexi System Flat Roof	-	£338	£517	£655
<b>SLL</b> Circular Fluorescent Lamp	£55	£55	£55	£55
<b>SLRE</b> Rigid Extension Tube	£55	£60	£75	£85



	WxH (mm)	550x780	550x980	550x1180	660x1180	780x980	780x1180	780x1400	940x1400	940x1600	1140x1180	1340x980	1340x1400
Timber	<b>Size Code</b>	<b>01</b>	<b>02</b>	<b>01C</b>	<b>03</b>	<b>04</b>	<b>05</b>	<b>06</b>	<b>07F</b>	<b>07</b>	<b>08</b>	<b>09</b>	<b>10</b>
	Visible Glass Size	371x531	371x731	371x931	481x931	601x731	601x931	601x1151	761x1151	761x1351	961x931	1161x731	1161x1151
Polar PVC	<b>Size Code</b>	<b>P01</b>	<b>P02</b>	<b>P01C</b>	<b>P03</b>	<b>P04</b>	<b>P05</b>	<b>P06</b>	<b>P07F</b>	<b>P07</b>	<b>P08</b>	<b>P09</b>	<b>P10</b>
	Visible Glass Size	371x561	371x761	371x961	481x961	601x761	601x961	601x1181	761x1181	761x1381	961x961	1161x761	1161x1181

## Blinds



Essentials Range													
<b>BPS</b> Manual Aluminium Surround	£62	£66	£70	£74	£72	£76	£82	£90	£96	£96	£100	£110	
<b>BPW</b> Manual White Surround	£71	£76	£81	£85	£83	£87	£94	£104	£110	£110	£115	£127	
<b>BPS E*</b> Electric Operated Aluminium Surround	£186	£190	£194	£198	£196	£200	£206	£214	£220	£220	£224	£234	
<b>BPS S</b> Solar Powered Aluminium Surround	£210	£214	£218	£222	£220	£224	£230	£238	£244	£244	£248	£258	

Note: Range includes Classic White, Antique Cream, Fossil Grey and Twilight.

Decor and Aqua Range													
<b>BPS</b> Manual Aluminium Surround	£72	£76	£80	£84	£82	£86	£92	£100	£106	£106	£110	£120	
<b>BPW</b> Manual White Surround	£83	£87	£92	£97	£94	£99	£106	£115	£122	£122	£127	£138	
<b>BPS E*</b> Electric Operated Aluminium Surround	£196	£200	£204	£208	£206	£210	£216	£224	£230	£230	£234	£244	
<b>BPS S</b> Solar Powered Aluminium Surround	£220	£224	£228	£232	£230	£234	£240	£248	£254	£254	£258	£268	

Note: Range includes all blinds, excluding the four Core Range colours.

Kids Range													
<b>BPS</b> Manual Aluminium Surround	£82	£86	£90	£94	£92	£96	£102	£110	£116	£116	£120	£130	
<b>BPW</b> Manual White Surround	£94	£99	£104	£108	£106	£110	£117	£127	£133	£133	£138	£150	
<b>BPS E*</b> Electric Operated Aluminium Surround	£206	£210	£214	£218	£216	£220	£226	£234	£240	£240	£244	£254	
<b>BPS S</b> Solar Powered Aluminium Surround	£230	£234	£238	£242	£240	£244	£250	£258	£264	£264	£268	£278	

\* These can only be added to PEK Electric System.

## Roof Window Accessories

<b>Security Lock</b>	<b>Opening Restrictor</b>	<b>Window Opening Pole 2m</b>	<b>Window Opening Pole 3m</b>
£21	£21	£26	£42
<b>PVC Maintenance Kit</b>	<b>White Painted Maintenance Kit</b>	<b>Clear Lacquered Maintenance Kit</b>	<b>Integral Window Pole 2m</b>
£25	£38	£38	£33